

Signify Classified - Internal
Cooper Lighting Solutions Photometric Lab
1121 Highway 74 South
Peachtree City, GA 30269



Scaled data based on original data using
LM-79-08 Approved Method: Electrical and Photometric Measurements of Solid-
State Lighting Products

Test Report Prepared for
Cooper Lighting Solutions
(formerly Eaton)

Brand: STREETWORKS

Report Number: P868142

Luminaire Tested: **MEM2-HSN-SA-40-730-U-T4W-HSS**

Issue Date: 08/21/2024



Test Information

Test Method: LM-79-08
Report Number: P868142
Test Lab: INNOVATION CENTER(G3)
Issue Date: 08/21/2024
Manufacturer: COOPER LIGHTING SOLUTIONS (FORMERLY EATON)
Product Line: STREETWORKS
Catalog Number: MEM2-HSN-SA-40-730-U-T4W-HSS
Description: EPIC MODERN SHORT HOUSING DISCRETE LED ARRAYS 40W 70CRI 3000K
FIXTURE w/ TYPE IV WIDE DISTRIBUTION OPTIC AND HOUSE SIDE SHIELD
Light Source: (10) 3000K CCT, 70 CRI LEDS
Ballast/Driver: ELECTRONIC DRIVER

Summary

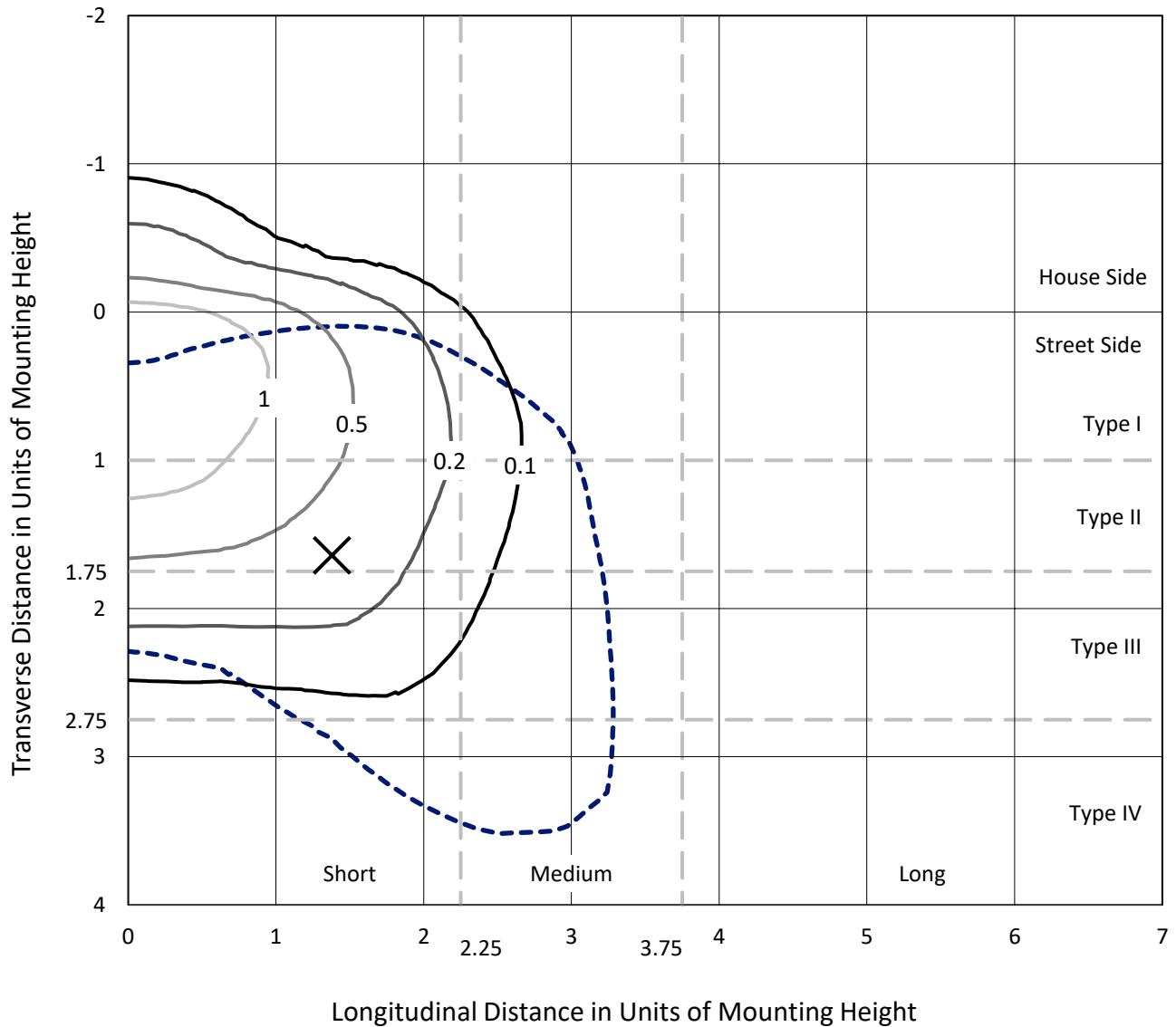
Lumens per Lamp: N/A
Luminaire Lumens: 3306.1 lumens
Efficiency: N/A
Efficacy: 100.8 lumens/watt
Luminous Opening: Rectangular (W 0.33' x L: 0.33' x H: 0')
IES Classification: Type IV - Short
BUG Rating: B1 - U0 - G1

Input Watts (W): 32.8
Input Voltage (V): 120
Input Current (A_{in}): NR
Voltage Rise (V): NR
Power Factor: 0.99
Total Harmonic Distortion (THDi): 9.76%
Frequency (hertz): 60
Stabilization Time: NR
Operation Time: NR
Ambient Temperature (°C): NR
Test Distance: 24 FT

REPORT NUMBER: P868142
 CATALOG NUMBER: MEM2-HSN-SA-40-730-U-T4W-HSS

Iso-Footcandle Lines of Horizontal Illumination

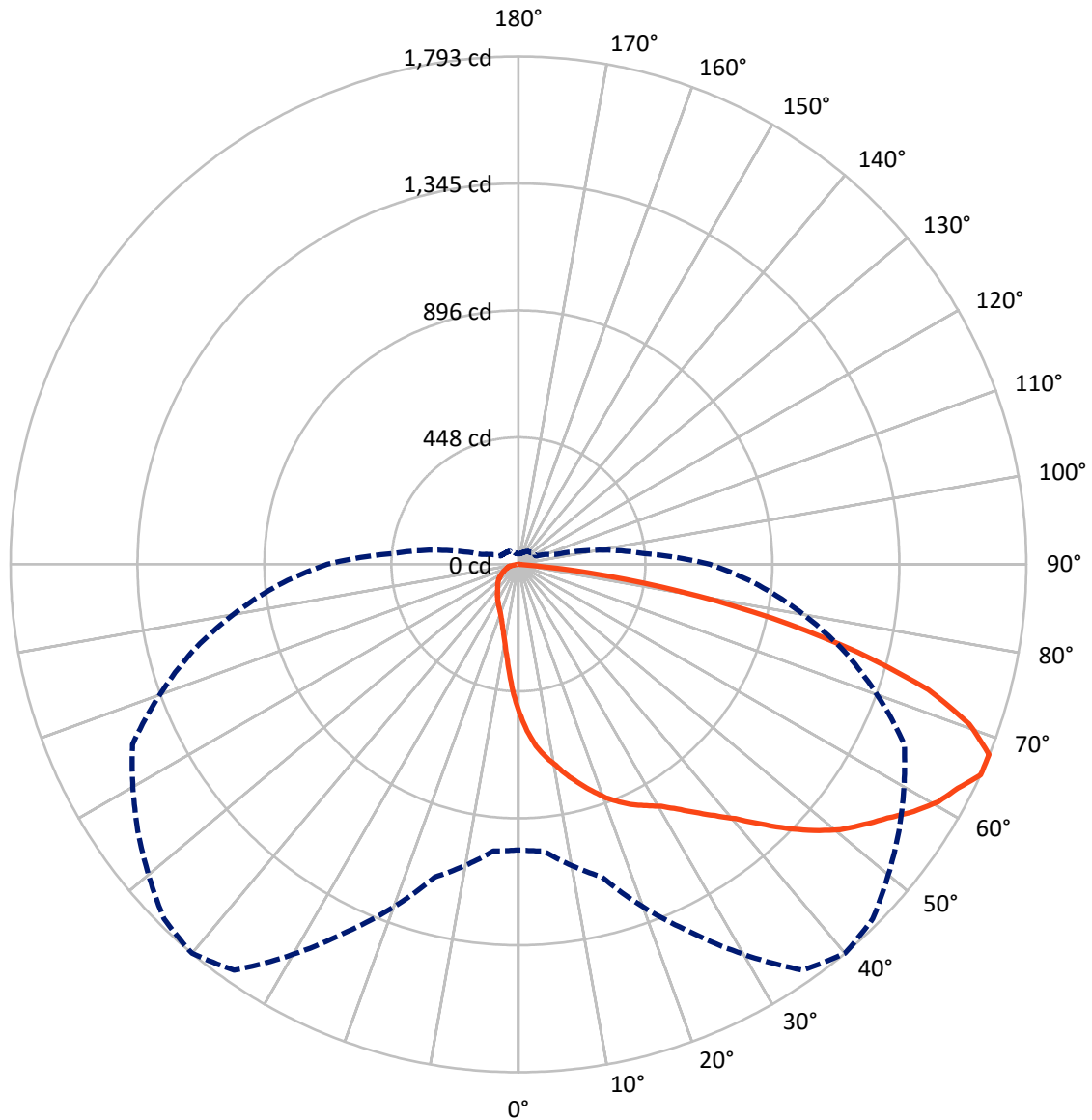
× Max cd
 - - - 1/2 Max cd



Based on 20 foot mounting height. Maximum calculated value = 1.9 fc
 Type IV - Short - N/A

REPORT NUMBER: P868142
CATALOG NUMBER: MEM2-HSN-SA-40-730-U-T4W-HSS

Luminous Intensity Polar Plot



— Vertical Plane Through 40-Deg Lateral - - - Horizontal Cone Through 65-Deg Vertical

REPORT NUMBER: P868142
 CATALOG NUMBER: MEM2-HSN-SA-40-730-U-T4W-HSS

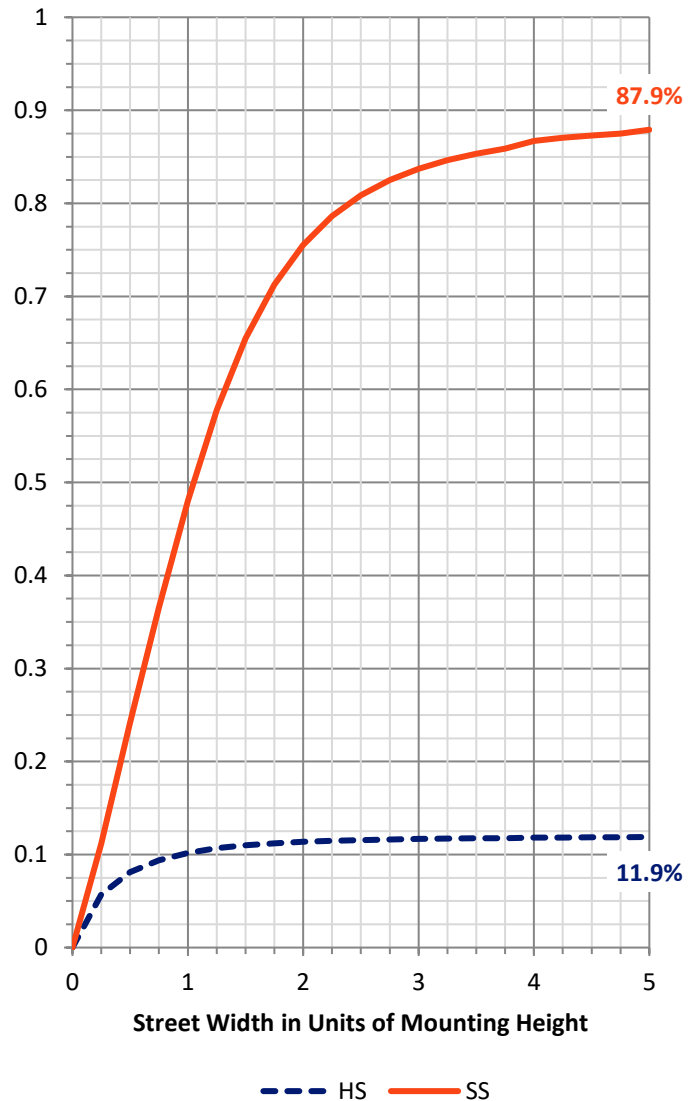
FLUX DISTRIBUTION:

		Downward	Upward	Total
House Side	Lumens	395.8	0.0	395.8
	% Fixture	12.0	0.0	12.0
Street Side	Lumens	2910.3	0.0	2910.3
	% Fixture	88.0	0.0	88.0
Total	Lumens	3306.1	0.0	3306.1
	% Fixture	100.0	0.0	100.0

Coefficient of Utilization

ZONAL LUMENS:

Zone	Lumens	% Fixture
0°-10°	49.2	1.5
10°-20°	147.9	4.5
20°-30°	254.5	7.7
30°-40°	384.6	11.6
40°-50°	562.4	17.0
50°-60°	718.4	21.7
60°-70°	716.9	21.7
70°-80°	420.4	12.7
80°-90°	51.8	1.6
90°-100°	0.0	0.0
100°-110°	0.0	0.0
110°-120°	0.0	0.0
120°-130°	0.0	0.0
130°-140°	0.0	0.0
140°-150°	0.0	0.0
150°-160°	0.0	0.0
160°-170°	0.0	0.0
170°-180°	0.0	0.0
0°-90°	3306.1	100.0
0°-180°	3306.1	100.0



REPORT NUMBER: P868142

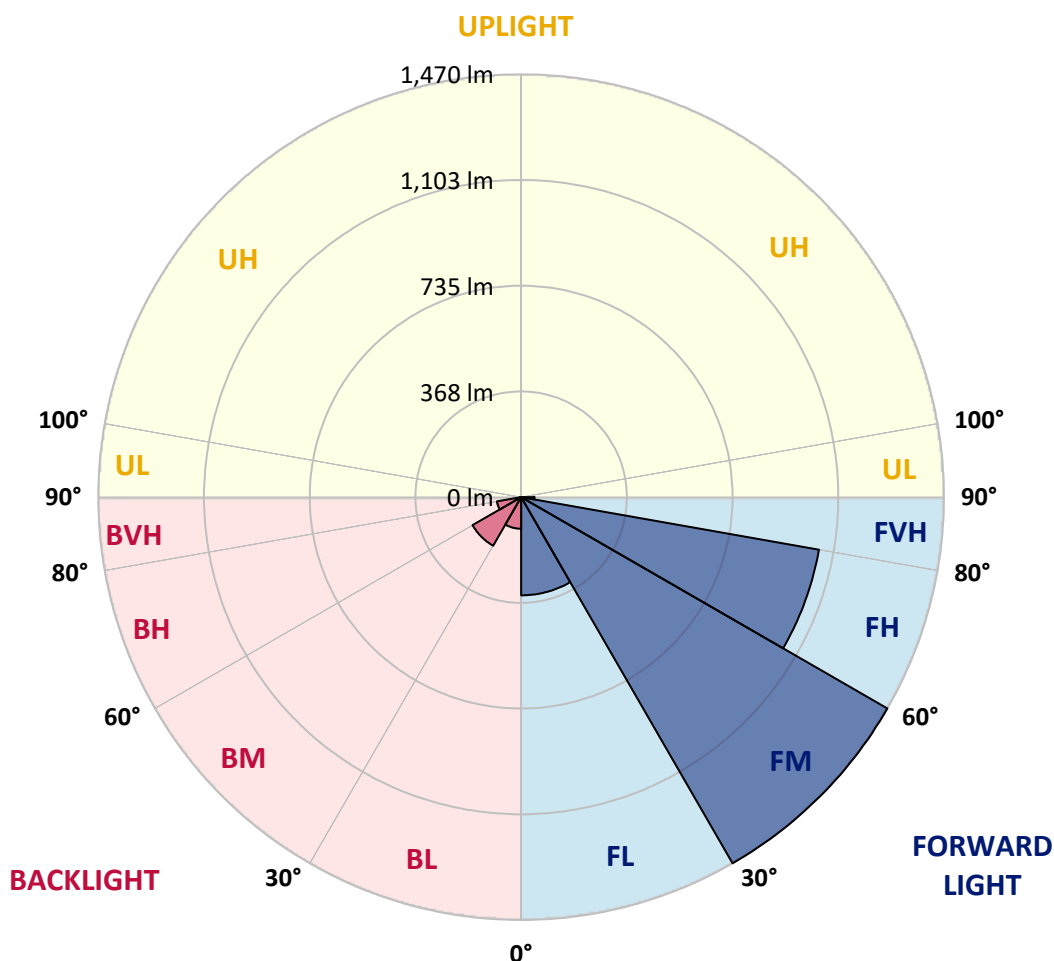
CATALOG NUMBER: MEM2-HSN-SA-40-730-U-T4W-HSS

LUMINAIRE CLASSIFICATION SYSTEM LUMEN TABLE AND BUG RATING:

Zone	Lumens	% Fixture	Zone Rating/Lumen Limit		
			B	U	G
FL (0°-30°)	341.5	10.3			
FM (30°-60°)	1470.4	44.5			
FH (60°-80°)	1051.6	31.8			G1/1800
FVH (80°-90°)	46.8	1.4			G1/100
BL (0°-30°)	110.1	3.3	B1/500		
BM (30°-60°)	195.0	5.9	B0/220		
BH (60°-80°)	85.7	2.6	B0/110		G0/110
BVH (80°-90°)	5.0	0.2			G0/10
UL (90°-100°)	0.0	0.0		U0/0	
UH (100°-180°)	0.0	0.0		U0/0	

BUG Rating: B1-U0-G1

Type IV Short





REPORT NUMBER: P868142

CATALOG NUMBER: MEM2-HSN-SA-40-730-U-T4W-HSS

CANDELA DISTRIBUTION (FULL):

	0°	5°	15°	25°	35°	40°	45°	55°	65°	75°	85°
0°	525.5	525.5	525.5	525.5	525.5	525.5	525.5	525.5	525.5	525.5	525.5
2.5°	613.1	610.3	604.7	600.1	593.6	588.0	582.4	572.1	559.1	547.9	533.9
5°	673.7	669.0	665.3	659.7	648.5	643.9	640.1	618.7	596.4	573.1	542.3
7.5°	716.6	720.3	712.8	704.4	690.5	684.9	679.3	657.9	629.9	596.4	552.6
10°	765.9	766.9	757.6	747.3	732.4	721.2	713.8	687.7	656.9	619.6	563.7
12.5°	813.5	813.5	807.9	793.0	773.4	763.1	750.1	720.3	683.0	639.2	576.8
15°	851.7	853.5	848.9	837.7	816.3	802.3	789.2	754.8	707.2	661.6	587.0
17.5°	886.1	885.2	882.4	872.2	851.7	840.5	827.4	789.2	735.2	679.3	602.9
20°	909.4	909.4	908.5	902.9	888.0	879.6	863.8	823.7	765.9	705.4	619.6
22.5°	927.1	926.2	926.2	927.1	918.8	910.4	903.8	863.8	797.6	727.7	636.4
25°	942.1	941.1	943.9	945.8	942.1	940.2	932.7	902.0	836.8	753.8	653.2
27.5°	961.6	964.4	963.5	963.5	962.6	964.4	963.5	937.4	875.0	781.8	670.9
30°	992.4	997.0	994.2	990.5	990.5	991.4	996.1	979.3	919.7	816.3	690.5
32.5°	1064.1	1059.5	1039.9	1026.8	1028.7	1029.6	1034.3	1025.0	964.4	855.4	711.0
35°	1146.1	1140.5	1119.1	1089.3	1079.0	1075.3	1074.4	1068.8	1012.9	897.3	735.2
37.5°	1252.3	1254.2	1222.5	1179.7	1148.9	1125.6	1121.0	1108.8	1054.8	935.5	760.3
40°	1360.4	1353.0	1326.0	1284.0	1223.5	1180.6	1166.6	1149.8	1102.3	975.6	784.6
42.5°	1464.8	1450.8	1415.4	1369.7	1298.9	1252.3	1220.7	1199.2	1146.1	1019.4	807.9
45°	1600.8	1560.8	1497.4	1456.4	1367.9	1329.7	1300.8	1253.3	1198.3	1063.2	835.8
47.5°	1708.0	1630.7	1572.9	1555.2	1439.6	1404.2	1378.1	1312.0	1251.4	1112.6	864.7
50°	1688.4	1640.9	1626.9	1611.1	1493.7	1472.2	1448.0	1379.1	1305.5	1164.8	892.7
52.5°	1638.1	1643.7	1661.4	1634.4	1541.2	1526.3	1510.4	1450.8	1359.5	1207.6	917.8
55°	1598.0	1609.2	1656.7	1648.4	1598.0	1581.3	1570.1	1521.6	1411.7	1246.7	939.3
57.5°	1525.4	1516.0	1575.7	1672.6	1658.6	1645.6	1634.4	1596.2	1464.8	1274.7	953.2
60°	1410.7	1376.3	1456.4	1642.8	1700.5	1702.4	1695.9	1652.1	1507.7	1274.7	945.8
62.5°	1249.5	1216.9	1315.7	1543.1	1722.9	1740.6	1736.9	1671.7	1526.3	1246.7	916.9
65°	1008.2	1015.7	1143.3	1430.3	1749.0	1792.8	1769.5	1640.0	1503.0	1192.7	851.7
67.5°	805.1	827.4	942.1	1284.0	1736.9	1791.9	1759.2	1550.5	1403.3	1117.2	752.0
70°	635.5	650.4	745.4	1086.5	1630.7	1688.4	1647.4	1413.5	1234.6	1000.8	625.2
72.5°	496.6	510.6	591.7	869.4	1446.2	1513.2	1462.0	1229.0	1024.0	848.9	496.6
75°	377.4	387.6	448.2	670.0	1151.7	1235.6	1198.3	984.0	799.5	671.8	380.2
77.5°	243.2	257.2	325.2	469.6	813.5	914.1	918.8	735.2	574.9	485.5	279.5
80°	161.2	166.8	208.7	305.6	500.4	578.6	605.7	496.6	367.1	309.4	201.3
82.5°	67.1	74.5	99.7	153.7	250.7	251.6	287.9	209.7	149.1	131.4	84.8
85°	1.9	3.7	2.8	7.5	6.5	10.2	12.1	16.8	12.1	13.0	13.0
87.5°	0.0	0.0	0.9	0.9	1.9	1.9	1.9	1.9	1.9	2.8	1.9
90°	0.0	0.0	0.0	0.0	0.0	0.0	0.0	0.0	0.0	0.0	0.0



REPORT NUMBER: P868142

CATALOG NUMBER: MEM2-HSN-SA-40-730-U-T4W-HSS

CANDELA DISTRIBUTION (continued):

	90°	95°	105°	115°	125°	135°	145°	155°	165°	175°	180°
0°	525.5	525.5	525.5	525.5	525.5	525.5	525.5	525.5	525.5	525.5	525.5
2.5°	527.4	519.0	502.2	489.2	475.2	465.0	455.7	445.4	438.9	439.8	433.3
5°	527.4	511.6	478.0	448.2	421.2	401.6	380.2	363.4	351.3	349.4	355.0
7.5°	530.2	504.1	453.8	409.1	371.8	341.0	318.7	301.9	293.5	287.9	287.0
10°	533.0	498.5	431.4	374.6	328.0	294.4	274.9	256.2	246.9	246.0	243.2
12.5°	534.9	492.0	410.9	340.1	291.7	260.0	240.4	225.5	218.0	218.0	217.1
15°	541.4	490.1	389.5	314.0	263.7	233.0	216.2	204.1	199.4	196.6	195.7
17.5°	547.0	486.4	370.9	287.9	238.5	211.5	195.7	187.3	182.6	180.8	179.8
20°	555.4	484.5	353.2	266.5	219.9	193.8	181.7	174.2	171.5	169.6	169.6
22.5°	563.7	482.7	335.4	247.9	204.1	180.8	169.6	163.1	160.3	159.3	158.4
25°	574.0	481.7	320.5	232.0	190.1	170.5	160.3	154.7	151.0	149.1	149.1
27.5°	584.2	482.7	305.6	216.2	178.0	161.2	151.0	144.4	141.6	137.9	138.8
30°	598.2	483.6	293.5	203.1	167.7	151.9	142.6	134.2	130.5	128.6	128.6
32.5°	612.2	487.3	281.4	191.0	157.5	144.4	133.2	125.8	121.1	120.2	119.3
35°	627.1	490.1	270.2	180.8	149.1	136.0	124.9	117.4	113.7	112.7	112.7
37.5°	643.9	494.8	261.8	171.5	140.7	127.7	117.4	110.0	107.2	106.2	106.2
40°	661.6	502.2	255.3	163.1	134.2	120.2	110.9	104.4	102.5	101.6	101.6
42.5°	679.3	508.8	249.7	156.5	127.7	113.7	106.2	99.7	96.9	96.9	96.9
45°	696.1	513.4	244.1	150.0	121.1	109.0	100.6	95.0	92.2	92.2	92.2
47.5°	711.0	518.1	235.7	143.5	114.6	102.5	96.0	90.4	87.6	87.6	87.6
50°	726.8	520.9	226.4	135.1	108.1	97.8	91.3	84.8	82.9	82.0	82.0
52.5°	739.8	520.9	214.3	126.7	100.6	91.3	85.7	80.1	77.3	75.5	75.5
55°	749.2	520.9	201.3	116.5	93.2	85.7	80.1	74.5	70.8	68.0	68.0
57.5°	754.8	518.1	186.4	104.4	85.7	78.3	74.5	68.0	60.6	55.0	53.1
60°	750.1	509.7	170.5	91.3	77.3	71.7	69.0	60.6	50.3	47.5	47.5
62.5°	730.5	490.1	154.7	80.1	70.8	65.2	62.4	53.1	45.7	42.9	42.9
65°	675.6	442.6	135.1	69.9	63.4	59.6	55.9	47.5	41.0	37.3	37.3
67.5°	595.4	382.0	112.7	61.5	56.8	54.0	51.2	42.9	36.3	32.6	32.6
70°	482.7	308.4	96.0	54.0	50.3	48.5	45.7	39.1	31.7	28.9	28.9
72.5°	379.2	242.3	80.1	48.5	46.6	42.9	41.0	34.5	28.9	26.1	26.1
75°	282.3	180.8	70.8	42.9	42.9	38.2	37.3	30.7	25.2	23.3	23.3
77.5°	207.8	134.2	61.5	37.3	37.3	33.5	31.7	27.0	23.3	21.4	21.4
80°	140.7	91.3	45.7	28.0	28.0	27.0	25.2	23.3	19.6	17.7	16.8
82.5°	59.6	38.2	22.4	14.0	13.0	10.2	8.4	6.5	6.5	5.6	5.6
85°	10.2	4.7	4.7	3.7	2.8	2.8	2.8	1.9	1.9	1.9	1.9
87.5°	1.9	1.9	1.9	1.9	1.9	1.9	0.9	0.9	0.9	0.9	0.9
90°	0.0	0.0	0.0	0.0	0.0	0.0	0.0	0.0	0.0	0.0	0.0

LM-79-2019: Approved Method: Electrical and Photometric Measurements of Solid-State Lighting Products

Report Prepared for

Cooper Lighting Solutions

Streetworks

Report Number: SP1-2407-157-4

Test Date: 08/07/2024

Luminaire Tested: MEM2-HTN-SA-40-730-U-5WQ-2

Data in this report applies to families of products including MEM2-HTN-SA-40-730-U-5WQ-2

Test Information

Test Method: LM-79-2019
 Report Number: SP1-2407-157-4
 Test Lab: COOPER LIGHTING SOLUTIONS
 Photometer: SP1 - 76IN SPHERE
 Measurement Geometry: 4π
 Issue Date: 08/20/2024
 Manufacturer: COOPER LIGHTING SOLUTIONS
 Product Line: Streetworks
 Catalog Number: **MEM2-HTN-SA-40-730-U-5WQ-2**
 Description: Epic Modern Light Square 40W 5WQ Optic and Flare Trim

Spectral Parameters

CCT (K): 3057
 CIE u': 0.2487
 CIE v': 0.5199
 Duv: -0.0002
 CIE x: 0.4326
 CIE y: 0.4020
 CIE z: 0.1654
 Peak Wavelength (nm): 593
 Dominant Wavelength (nm): 582
 Purity: 50.50735
 R_f: 74.6
 R_g: 94

CRI (Ra):	71.7		
R1:	68.1	R9:	-34.8
R2:	82.0	R10:	58.5
R3:	93.5	R11:	62.5
R4:	67.5	R12:	47.5
R5:	67.2	R13:	70.7
R6:	74.9	R14:	96.4
R7:	77.4	R15:	60.0
R8:	43.1		



Test Conditions

Stabilization Time: 21M
 Operation Time: 1H 21M
 Sphere Temperature (°C): 24.2

REPORT NUMBER: SP1-2407-157-4

Measurement and Test Equipment			
Instrument	Identification Number	Calibration Date	Calibration Due Date
Photometer	IN0058	6/18/2024	12/18/2024
Power Meter	INXT2011004	2/8/2024	2/8/2025
AC Power Source	IN0063	10/24/2023	10/24/2024
DC Power Source	IN0208	10/24/2023	10/24/2024
Sphere Thermometer	IN0085	10/24/2023	10/24/2024
Room Thermometer	IN0046	10/24/2023	10/24/2024

REPORT NUMBER: SP1-2407-157-4

CIE 1931 Chromaticity Diagram



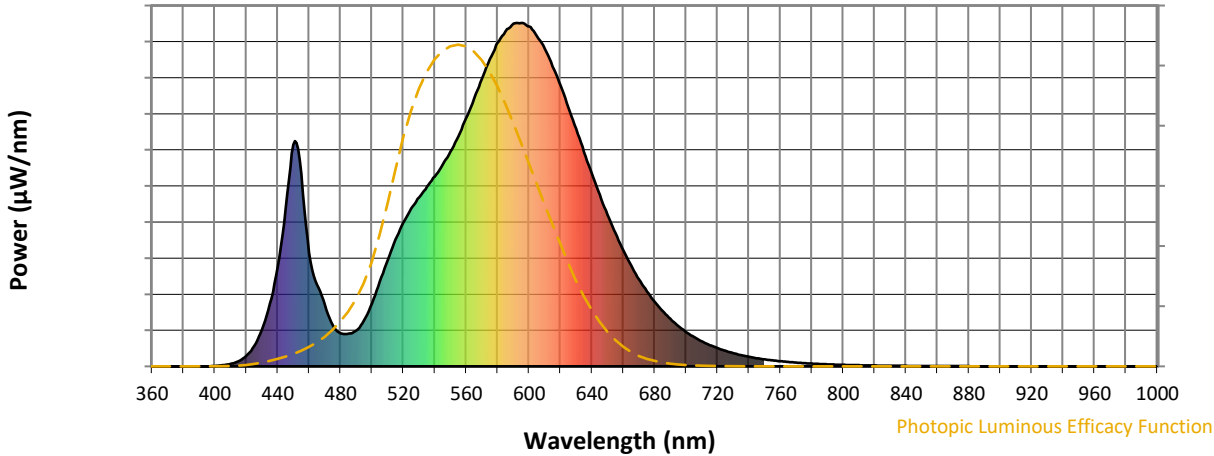
CIE 1931 Chromaticity Diagram with 2017 ANSI 7-Step and 4-Step Quadrangles



Point lies inside the ANSI 3000K 4-step quadrangle

REPORT NUMBER: SP1-2407-157-4

Photopic Flux vs. Wavelength



Photopic Lumens: NR

λ (nm)	Power W [^] /nm	Lumens (ϕ /nm)	λ (nm)	Power W [^] /nm	Lumens (ϕ /nm)	λ (nm)	Power W [^] /nm	Lumens (ϕ /nm)	λ (nm)	Power W [^] /nm	Lumens (ϕ /nm)	λ (nm)	Power W [^] /nm	Lumens (ϕ /nm)
360	0	NR	490	104	NR	620	818	NR	750	20	NR	880	1	NR
365	0	NR	495	135	NR	625	755	NR	755	17	NR	885	0	NR
370	0	NR	500	184	NR	630	691	NR	760	15	NR	890	0	NR
375	0	NR	505	247	NR	635	625	NR	765	13	NR	895	0	NR
380	0	NR	510	309	NR	640	561	NR	770	11	NR	900	0	NR
385	0	NR	515	369	NR	645	499	NR	775	9	NR	905	0	NR
390	0	NR	520	419	NR	650	441	NR	780	8	NR	910	0	NR
395	0	NR	525	460	NR	655	388	NR	785	7	NR	915	0	NR
400	1	NR	530	492	NR	660	338	NR	790	6	NR	920	0	NR
405	3	NR	535	524	NR	665	294	NR	795	5	NR	925	0	NR
410	7	NR	540	553	NR	670	253	NR	800	4	NR	930	0	NR
415	15	NR	545	588	NR	675	218	NR	805	4	NR	935	0	NR
420	31	NR	550	625	NR	680	188	NR	810	3	NR	940	0	NR
425	60	NR	555	670	NR	685	161	NR	815	3	NR	945	0	NR
430	107	NR	560	723	NR	690	139	NR	820	3	NR	950	0	NR
435	183	NR	565	780	NR	695	118	NR	825	2	NR	955	0	NR
440	289	NR	570	837	NR	700	100	NR	830	2	NR	960	0	NR
445	460	NR	575	894	NR	705	85	NR	835	2	NR	965	0	NR
450	646	NR	580	942	NR	710	73	NR	840	1	NR	970	0	NR
455	561	NR	585	976	NR	715	62	NR	845	1	NR	975	0	NR
460	331	NR	590	998	NR	720	53	NR	850	1	NR	980	0	NR
465	238	NR	595	1000	NR	725	45	NR	855	1	NR	985	0	NR
470	178	NR	600	990	NR	730	39	NR	860	1	NR	990	0	NR
475	120	NR	605	962	NR	735	33	NR	865	1	NR	995	0	NR
480	96	NR	610	925	NR	740	28	NR	870	1	NR	1000	0	NR
485	95	NR	615	873	NR	745	24	NR	875	1	NR			

REPORT NUMBER: SP1-2407-157-4

Scotopic Flux vs. Wavelength



Scotopic Lumens: NR

S/P: 1.23

λ (nm)	Power W [^] /nm	Lumens (φ/nm)	λ (nm)	Power W [^] /nm	Lumens (φ/nm)	λ (nm)	Power W [^] /nm	Lumens (φ/nm)	λ (nm)	Power W [^] /nm	Lumens (φ/nm)	λ (nm)	Power W [^] /nm	Lumens (φ/nm)
360	0	NR	490	104	NR	620	818	NR	750	20	NR	880	1	NR
365	0	NR	495	135	NR	625	755	NR	755	17	NR	885	0	NR
370	0	NR	500	184	NR	630	691	NR	760	15	NR	890	0	NR
375	0	NR	505	247	NR	635	625	NR	765	13	NR	895	0	NR
380	0	NR	510	309	NR	640	561	NR	770	11	NR	900	0	NR
385	0	NR	515	369	NR	645	499	NR	775	9	NR	905	0	NR
390	0	NR	520	419	NR	650	441	NR	780	8	NR	910	0	NR
395	0	NR	525	460	NR	655	388	NR	785	7	NR	915	0	NR
400	1	NR	530	492	NR	660	338	NR	790	6	NR	920	0	NR
405	3	NR	535	524	NR	665	294	NR	795	5	NR	925	0	NR
410	7	NR	540	553	NR	670	253	NR	800	4	NR	930	0	NR
415	15	NR	545	588	NR	675	218	NR	805	4	NR	935	0	NR
420	31	NR	550	625	NR	680	188	NR	810	3	NR	940	0	NR
425	60	NR	555	670	NR	685	161	NR	815	3	NR	945	0	NR
430	107	NR	560	723	NR	690	139	NR	820	3	NR	950	0	NR
435	183	NR	565	780	NR	695	118	NR	825	2	NR	955	0	NR
440	289	NR	570	837	NR	700	100	NR	830	2	NR	960	0	NR
445	460	NR	575	894	NR	705	85	NR	835	2	NR	965	0	NR
450	646	NR	580	942	NR	710	73	NR	840	1	NR	970	0	NR
455	561	NR	585	976	NR	715	62	NR	845	1	NR	975	0	NR
460	331	NR	590	998	NR	720	53	NR	850	1	NR	980	0	NR
465	238	NR	595	1000	NR	725	45	NR	855	1	NR	985	0	NR
470	178	NR	600	990	NR	730	39	NR	860	1	NR	990	0	NR
475	120	NR	605	962	NR	735	33	NR	865	1	NR	995	0	NR
480	96	NR	610	925	NR	740	28	NR	870	1	NR	1000	0	NR
485	95	NR	615	873	NR	745	24	NR	875	1	NR			

REPORT NUMBER: SP1-2407-157-4

Melanopic Flux vs. Wavelength



Melanopic Lumens: NR

M/P: 2.27

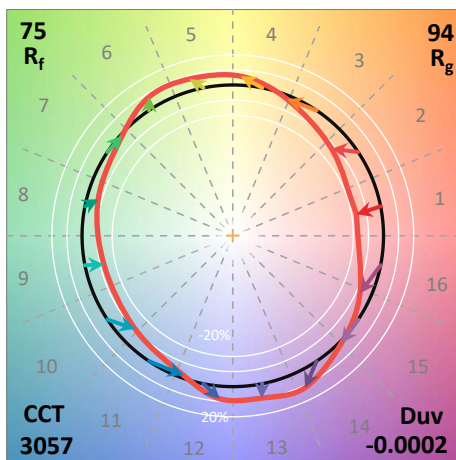
λ (nm)	Power W [^] /nm	Lumens (φ/nm)	λ (nm)	Power W [^] /nm	Lumens (φ/nm)	λ (nm)	Power W [^] /nm	Lumens (φ/nm)	λ (nm)	Power W [^] /nm	Lumens (φ/nm)	λ (nm)	Power W [^] /nm	Lumens (φ/nm)
360	0	NR	490	104	NR	620	818	NR	750	20	NR	880	1	NR
365	0	NR	495	135	NR	625	755	NR	755	17	NR	885	0	NR
370	0	NR	500	184	NR	630	691	NR	760	15	NR	890	0	NR
375	0	NR	505	247	NR	635	625	NR	765	13	NR	895	0	NR
380	0	NR	510	309	NR	640	561	NR	770	11	NR	900	0	NR
385	0	NR	515	369	NR	645	499	NR	775	9	NR	905	0	NR
390	0	NR	520	419	NR	650	441	NR	780	8	NR	910	0	NR
395	0	NR	525	460	NR	655	388	NR	785	7	NR	915	0	NR
400	1	NR	530	492	NR	660	338	NR	790	6	NR	920	0	NR
405	3	NR	535	524	NR	665	294	NR	795	5	NR	925	0	NR
410	7	NR	540	553	NR	670	253	NR	800	4	NR	930	0	NR
415	15	NR	545	588	NR	675	218	NR	805	4	NR	935	0	NR
420	31	NR	550	625	NR	680	188	NR	810	3	NR	940	0	NR
425	60	NR	555	670	NR	685	161	NR	815	3	NR	945	0	NR
430	107	NR	560	723	NR	690	139	NR	820	3	NR	950	0	NR
435	183	NR	565	780	NR	695	118	NR	825	2	NR	955	0	NR
440	289	NR	570	837	NR	700	100	NR	830	2	NR	960	0	NR
445	460	NR	575	894	NR	705	85	NR	835	2	NR	965	0	NR
450	646	NR	580	942	NR	710	73	NR	840	1	NR	970	0	NR
455	561	NR	585	976	NR	715	62	NR	845	1	NR	975	0	NR
460	331	NR	590	998	NR	720	53	NR	850	1	NR	980	0	NR
465	238	NR	595	1000	NR	725	45	NR	855	1	NR	985	0	NR
470	178	NR	600	990	NR	730	39	NR	860	1	NR	990	0	NR
475	120	NR	605	962	NR	735	33	NR	865	1	NR	995	0	NR
480	96	NR	610	925	NR	740	28	NR	870	1	NR	1000	0	NR
485	95	NR	615	873	NR	745	24	NR	875	1	NR			

Summary

$R_f = 74.6$
 $R_g = 94$
 $CIE R_a = 71.7$
 $R_9 = -34.8$



Color Vector Graphics

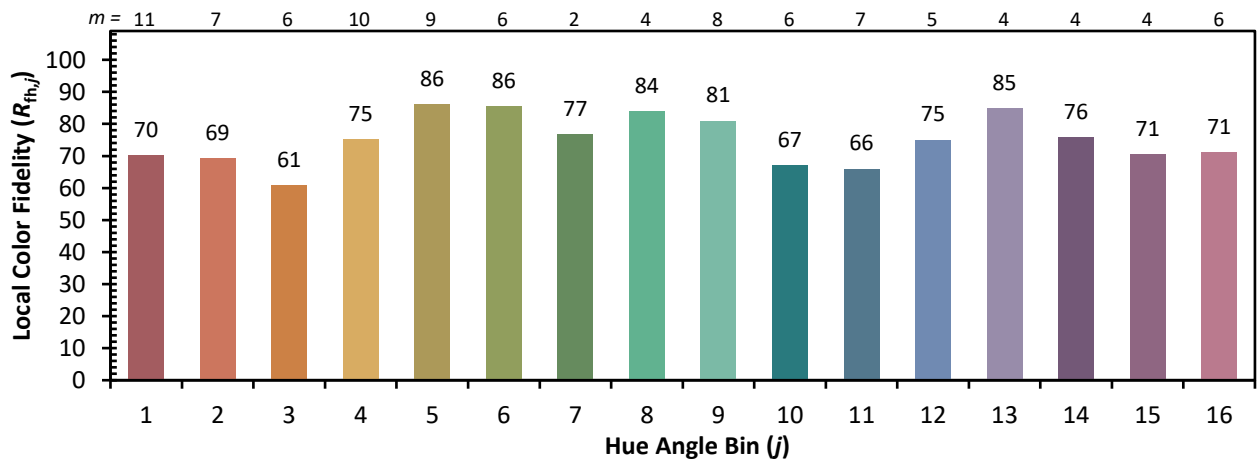


Individual Sample Fidelity Index ($R_{f,i}$)

CES01 = 86	CES26 = 65	CES51 = 87	CES76 = 58
CES02 = 62	CES27 = 89	CES52 = 85	CES77 = 76
CES03 = 31	CES28 = 84	CES53 = 77	CES78 = 61
CES04 = 71	CES29 = 68	CES54 = 85	CES79 = 86
CES05 = 49	CES30 = 83	CES55 = 84	CES80 = 83
CES06 = 51	CES31 = 71	CES56 = 74	CES81 = 73
CES07 = 41	CES32 = 64	CES57 = 74	CES82 = 93
CES08 = 40	CES33 = 78	CES58 = 75	CES83 = 91
CES09 = 29	CES34 = 75	CES59 = 85	CES84 = 88
CES10 = 76	CES35 = 87	CES60 = 90	CES85 = 75
CES11 = 59	CES36 = 92	CES61 = 81	CES86 = 64
CES12 = 65	CES37 = 84	CES62 = 89	CES87 = 77
CES13 = 43	CES38 = 92	CES63 = 75	CES88 = 80
CES14 = 74	CES39 = 96	CES64 = 65	CES89 = 67
CES15 = 71	CES40 = 92	CES65 = 64	CES90 = 80
CES16 = 47	CES41 = 93	CES66 = 60	CES91 = 78
CES17 = 50	CES42 = 86	CES67 = 58	CES92 = 56
CES18 = 56	CES43 = 77	CES68 = 66	CES93 = 73
CES19 = 73	CES44 = 99	CES69 = 75	CES94 = 49
CES20 = 66	CES45 = 85	CES70 = 60	CES95 = 66
CES21 = 87	CES46 = 81	CES71 = 56	CES96 = 76
CES22 = 79	CES47 = 86	CES72 = 85	CES97 = 82
CES23 = 92	CES48 = 75	CES73 = 52	CES98 = 76
CES24 = 91	CES49 = 79	CES74 = 95	CES99 = 64
CES25 = 73	CES50 = 86	CES75 = 60	



Color Rendition by Hue-Angle Bin



Measure Comparisons



(END OF REPORT)